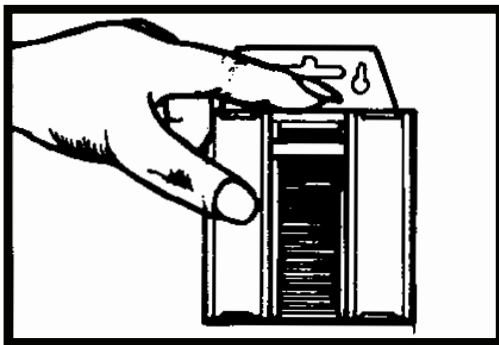




# U.S. BLADE

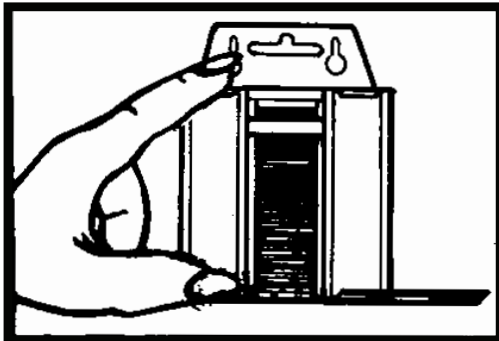
USB120-01

## Hanging Dispenser Pack with Removable Knife Holder

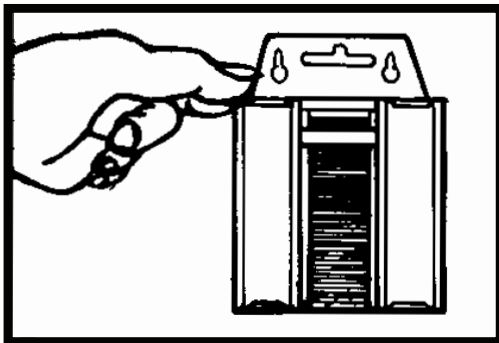


### Directions:

1. Push gently at the top of blade stack to make sure the stack of 100 blades is sitting firmly on the bottom.



2. Keep fingers clear from blade exit. Carefully slide bottom blade towards the right - blade will slide out easily. Take one blade at a time.



3. After removal of blade, push gently at the top of blade stack again to be ready for your next blade removal.
4. Used blades can be disposed of safely by inserting at the top of dispenser.

**CAUTION: SHARP BLADES.**  
HANDLE AND DISPOSE OF WITH CARE.